

ADVENTURE GUIDE:

*Tips, Exhibit and
Accessibility Info for
planning your visit*

CARNEGIE SCIENCE CENTER

ONE OF THE FOUR CARNEGIE MUSEUMS OF PITTSBURGH

July 2024

Table of Contents

- Page 2: Table of Contents and Exterior of Main Entrance
- Page 3: Interior of Main Entrance (XPLOR Store, Admissions, Ticket Counter and Information Desk)
- Page 4–8: First Floor (The Grable Atrium, The Peirce Gallery, Science Stage, Covestro Gallery, and PPG SCIENCE PAVILION®)
- Page 9–11: Second Floor (*Mars: The Next Giant Leap*, Miniature Railroad & Village®, Buhl Planetarium)
- Page 12: Third Floor (*BodyWorks*, BodyStage)
- Page 13–14: Fourth Floor (*Bricksburgh*, *NETL Energy Zone*, *Little Learner Clubhouse* Powered by PNC Grow Up Great, Works Theater)
- Page 15–17: Ground Floor (RiverView Café, The Rangos Giant Cinema, The Robot Hall of Fame, USS Requin (SS 481) submarine)



Welcome to Carnegie Science Center

Above is the Main Entrance to the museum. This is where you will enter to buy or redeem your timed tickets and start your day.

Below is the accessible entrance to the museum, located on the ground floor. This entrance can be accessed by walking from the handicap parking in the rear parking lot.



Inside the Main Entrance

Below is what to expect when you walk through our Main Entrance doors



Ticket Counter

Ticket Counter

When you walk in the Main Entrance, straight ahead you will see our Admissions line. Members and Nonmembers wait in this line to get wristbands and/or tickets.

The Ticket Counter is also where you can borrow accessibility items such as manual wheelchairs, sensory backpacks, noise-canceling headphones, and weighted vests. You can also rent a motorized wheelchair for \$25.

Only one member of your group needs to wait in line to purchase the tickets for your group.

The Info Desk (on the left-hand side of the Ticket Counter) can answer general museum and accessibility questions. Please note that the busiest times for museum entry are typically 10 am–noon. Weekends are busier than weekdays.

XPLOR Store

When you walk in the Main Entrance, to the left is the XPLOR Store. This is our gift shop!




Wristbands

Pictured above, you will receive one of these wristbands if you are exploring

the museum exhibits. The Rangos Giant Cinema, travelling exhibitions, and laser shows all have separate tickets.

Andy the Robot

Also located in the Main Entrance is Andy, the Robo-Thespian. Andy has controls that visitors can use to move his head and arms, and he can also make some loud noises.



First Floor

The Peirce Gallery

The Peirce Gallery is located on the First Floor and features SpacePlace, an astronomy and space exploration exhibit.

Explore a walk-in replica of the International Space Station and check out artifacts, space images, mission patches, and a flight suit.

Learn about space exploration and our solar system. There are TV monitors in this exhibit area that play sound. The rocket launcher (orange tower) makes a “pouf” sound when you press the button.

A single-stall, all-user restroom is located inside the doorway (pictured below). It’s labeled “Family Care Station.” It contains an adult changing table.



Science Stage

On the First Floor, you will find our Science Stage.

Explore scientific topics in a big way with a Science Stage demonstration! Enjoyable for all ages, shows here encourage participants to investigate the laws of motion, launch a fiery rocket, build a zoo, and so much more! All shows are delivered in less than 30 minutes.

The Zeiss Projector near the Science Stage entrance (pictured right) makes a periodic buzzing sound as it moves.

This space is sometimes used for special presentations during event days. On these occasions, the regular Science Stage show schedule may be affected.



First Floor

PPG SCIENCE PAVILION®

On the First Floor at the entrance of *PPG Science Pavilion*, there is a set of elevators that will take you down to the ground level. Use these if you would like to go to RiverView Café or USS Requin. There are also stairs that you can take down to the Ground Floor. Neither the stairs nor these elevators take visitors to upper levels of the Pavilion.



The Rangos Giant Cinema Accessibility Elevator

There is an accessibility-only elevator down the hall from PPG Science Pavilion (near Stairwell C).

This elevator can be used only for travel between The Rangos accessible entrance (Second Floor), to the First Floor Main Lobby, and to The Rangos lobby on the Ground Floor.

First Floor



The main elevator is straight ahead up the ramp, on the second landing, just past the *H₂Oh!* Exhibit. You can see what the elevator looks like below. The elevator will take you to the Ground, Second, Third, and Fourth Floors.



Ramp and Elevators to More Exhibit Areas

When you are ready to go to other exhibits in the main building, there is a ramp located behind the Ticket Counter (pictured at left).

This ramp will take you to the Covestro Gallery, as well as the Second, Third, and Fourth Floors. You can use this ramp when you are ready to come back down to the First Floor, too.

Please note: this ramp may be too steep for those who use wheelchairs to comfortably use. We recommend wheelchair and scooter users take the main elevator to the higher levels.



Floor maps are posted by the elevator; daily show schedules can be found inside the elevator.

First Floor

Covestro Gallery

H₂Oh! Why Our Rivers Matter

As you walk up the ramp, you will see the *H₂Oh!* exhibit area on the left. In this area, you can learn about topology, study our rivers, make it rain, and check out “Frozen Raindrop,” where you “freeze” water in high-definition video and study the movement. (Please note there is a strobe light used).

As *H₂Oh!* contains a water table, you may get wet!

In the back of *H₂Oh!* is our Field Station. Step into the spotlight and see yourself on television as you report the weather. Observe our live animals; including fish, turtles, snakes, giant cockroaches, and more, in their natural habitats.



Second Floor

Buhl Planetarium

This is the Buhl Planetarium lobby.

This high-definition, full-dome experience will take you to the far reaches of the galaxy. Explore the universe's outer limits and learn how to locate planets and constellations from your own backyard.



Shows in Buhl Planetarium are within a darkened room with immersive cinematic effects. The presentations are sometimes loud. If you need to leave in the middle of a Planetarium show, you may do so, but you will not be able to re-enter during the show.

Most shows are enjoyable for all ages. Specific early learner (ages 2–5) programming is noted on the daily schedule.

You can pick up a copy of the daily schedule at the Ticket Counter on the day of your visit.



Second Floor



Miniature Railroad & Village®

Note: The Miniature Railroad is a no-touch exhibit. Please don't lean over the gold railings surrounding the display.

The Miniature Railroad has so much to see! Can you find Primanti Bros. and the Bijou Theater in our display? How many cats can you count? Where is the Merry-Go-Round?

There's a big red button at one end of the display that you can push. It makes the train whistle blow! Ask one of the Railroad staff if you want to push it!

The Miniature Railroad & Village's lights mimic day fading into night. Please be mindful that the exhibit can get dark during the nighttime light phase.

The Miniature Railroad & Village® closes annually for maintenance. Please visit the website for dates.



Second Floor

Mars: The Next Giant Leap



Mars: The Next Giant Leap launches you on a 300-million-mile journey to Mars where you will learn the many facets of space exploration.

There are seven experiential zones that demonstrate elements of inhabiting and maintaining a habitable climate on Mars.



In View from Mars there is a video projection describing our perspective of Mars from 1870 to present time and beyond.

In Climatology, a large interactive projection is controlled by two circular touchscreens—one for Earth and one for Mars. This interactive also includes one rectangular touchscreen station. Screens are bright and images change swiftly.



The Martian Garden includes a touch screen where visitors can choose ingredients for a Martian meal. There's a "ding" sound at the end when your meal is complete.



Martian Living includes five audio triggers. Visitors can choose to trigger audio prompts by pressing the button, or scan QR codes to read. These audio clips provide insight into each character's life on Mars.

Dream Big: Space includes touch screens to vote on the future of Martian community. The area also includes a 3D video of Mars spinning.



In Pittsburgh in Mars, there is plenty of text to read. No sounds or interactives are present in this section.

In Search for Life, visitors can control the rovers with joysticks. When a rover discovers an item under the surface, sections light up.

Third Floor



BodyWorks

It's all about your insides!

You can check out some X-rays, make your skeleton dance, and see live demonstrations on how the human body functions. Some of the exhibits in this area, such as the Star Tracer, Gas Seats, and Heartbeat Drum, make noises or effects that may be surprising.




BodyStage

What goes on inside your guts?

Have you ever wondered why we have different tastes in food? In our BodyStage theater, you will see shows that explore nutrition, food science, the systems of the body, and more!

Shows may have demonstrations that you can touch, taste, or hear. All shows are enjoyable for all ages, and delivered in 30 minutes or less! If you need to, you can leave the show and re-enter.



During Sensory Sensitive events, a QUIET ROOM is set up in classroom C3

(down the hall past the BodyStage). This room is available to anyone needing a low-stimulus environment.

Fourth Floor

There are four areas on the Fourth Floor to visit.



Bricksburgh

This area features building challenges, interactives, free-play, and demonstration areas. Explore the power of creativity with familiar toy building bricks.

The Earthquake Table and Shake Shack (former Earthquake Café) in this section shake and make noise when you press the green buttons. You can press the red buttons to stop them.

NETL Energy Zone

Explore energy-focused exhibits in this area such as the NETL Energy Challenge Game!



Little Learner Clubhouse Powered by PNC Grow Up Great

At the back of the Fourth Floor is the Little Learner Clubhouse.

This exhibit is for our earliest learners (age 6 and under). Here, you'll find a water table where you might get wet, squishy bean bag chairs in our Book Cove, and a Clubhouse to climb on!

The musical instruments in the Clubhouse, the Button Wall, and the Ball Drop machine can be loud and may surprise you.

There is a Nursing/Family Care Room at the back of the *Little Learner Clubhouse*, which includes a diaper-changing table, diaper pail, a sink, outlet, a comfy chair, and some children's books. **This room is available for use by anyone who would benefit from a break in a quiet, enclosed space.**

Fourth Floor

Works Theater

In the back of the Fourth Floor near the Little Learner Clubhouse, you will find the Works Theater.



Science is always “under construction” in the Works Theater:

Experience a live showcase of dazzling demonstrations in a one-of-a kind industrial setting. Taste a frozen marshmallow, feel the zap of electricity, and so much more! Shows may involve water-vapor fog, strobe lights, loud sounds, or an indoor lightning display from our Tesla Coil.

If you need to leave in the middle of a Works Theater show, you will not be able to re-enter during the show.

All shows are enjoyable for all ages and delivered in 30 minutes or less!

There is very low lighting in the Works Theater. Some shows, especially “High Voltage” with our Tesla Coil, may contain lights, fire, and loud noises.




RiverView Café

On the Ground Floor of the Science Center, you will find RiverView Café (open 10 am–4:30 pm). You can purchase food and take a break.


The picture to the right is where you will go to buy and pick up your food. You may have to wait in a line. After you order, make sure you are close to the pickup area to listen for your order number. A staff member will call out the number when your order is ready.

Below is a sample picture of the menu. The food is made-to-order and customizable for dietary restrictions. If you have any questions about ingredients, please see a staff member in the RiverView Café. They are happy to help with any dietary needs.



Café menus are subject to change.

Ground Floor



The Rangos Giant Cinema


The Rangos Giant Cinema is located on the Ground Floor. This theater has the largest screen in Pittsburgh.

Head to this area if you have a movie ticket. To the left is pictured the Cinema lobby and concession stand.



Please note, screenings in The Rangos Giant Cinema are immersive and highly realistic due to the size of the screen. The theater is darkened during shows; music and sound may be loud. Pictured at left is what you will see when you enter the theater.




There is a steep staircase on each side of the theater. An accessible entrance at the top of the theater can be reached via the small elevator at the back of the Second Floor, or from behind the lobby staircase on the First Floor. The top section of the theater has space for wheelchairs or electric scooters.



All User restroom available in Rangos Exit Area

The Rangos Giant Cinema offers assistive devices for our blind and low-vision patrons, and for our deaf and hard-of-hearing patrons. Please see an employee for an assistive device. Please arrive 10 minutes before your movie ticket time, as films begin promptly. Ask a staff member about the current movies playing in The Rangos Giant Cinema.

The Rangos lobby hosts The Robot Hall of Fame — warning: noises and blinking lights



Ground Floor

USS Requin (SS 481) Submarine

USS Requin Submarine is located behind the Science Center. A General Admission wristband is required to tour the USS Requin.

To visit the Requin, retrieve a free timed ticket from the Requin staff person at the bottom of the staircase on the Ground Floor of the Scaife Exhibit Gallery. Due to the structural nature of the Requin, it requires full mobility to visit.

To board the submarine, you will need to cross a short bridge (pictured left). Once across the bridge, you'll walk across the submarine and down a short narrow staircase to a door like the one pictured below. The steps leading down into the submarine are steep and narrow. There are narrow hatches to climb through on the submarine, small spaces, and low overhead throughout the submarine.

There is a TV monitor with a virtual tour of the Requin that you can watch in our main building, on the Ground Floor (across from The Rangos lobby).

Highmark SportsWorks®

Make your move!

Highmark SportsWorks® is located outside the main entrance and is in a red building.

You can access it by going out the main doors and taking the ramp on your left, or by exiting the accessible Group Admissions doors on the Ground Floor of the main building, and heading left across the driveway, to the ground level SportsWorks entrance.

Within Highmark SportsWorks®, there is an exhibit that lets you become a human You-Yo, a life-size *Operation* game, and many other exciting sports challenges that will introduce you to topics in physics, anatomy, and biology.

There are restrooms in Highmark SportsWorks®, including a single-stall All-User restroom, marked “Family Restroom.”



Frequently Asked Questions

We're excited to meet you!

Q: Are there lockers I can use?

A: Yes! Lockers are \$0.50 to use and are located across from the Ticket Counter on the First Floor of the main building. The lockers require quarters; change can be obtained from the XPLOR Store or the Ticket Counter.

Q: Is there a drop off or pick-up area?

A: You can get dropped off/picked up right at the main entrance. When the vehicle pulls in, it can circle around and drop off/pick up.

Q: Is there an elevator I can use?

A: The main elevator is located near the ramp that leads to each floor. There is also an elevator in the Scaife Exhibit Gallery, but it doesn't reach the top floors of the museum. There is a small elevator located behind the staircase in the First Floor main lobby, which can be used to travel between The Rangos Lobby and The Rangos accessible entrance.

Q: Do you have noise reducing headphones or sensory items?

A: You are welcome to bring your own headphones, or you can borrow (free of charge) from the Ticket Counter.

We also have weighted vests and sensory backpacks, containing a variety of fidgets and sensory objects, available to borrow from the Ticket Counter.



Q: When is the Science Center open?

A: Wednesday–Monday: 10 am–5 pm
Open every day Memorial Day to Labor Day.
Timed tickets available online.

Q: Can I leave during a show?

A: Yes, you can get up and leave; however, for shows in Buhl Planetarium and the Works Theater, the doors will lock behind you and you will not be able to re-enter.

Q: Where are the restrooms?

A: They are located in Highmark SportsWorks® and every floor of the main building. There are single-stall All-User Restrooms located in SpacePlace (First Floor, marked “Family Care Station”), in the The Rangos Giant Cinema exit area, and in Highmark SportsWorks®.

Q: Where can I change my child's diaper?

A: There are diaper changing stations in all of our bathrooms except the bathroom in the RiverView Café lobby. There is also an adult size changing table in the All-User restroom located on the First Floor in SpacePlace.



Q: What accessibility accommodations do you offer?

A: We have manual wheelchairs available first-come, first-served and electric wheelchairs for a \$25 rental fee from the Ticket Counter. Closed captioning and assistive listening devices are available for The Rangos Giant Cinema.

Sighted guides and American Sign Language interpreters are available when requested two weeks or more in advance. Service animals are welcome at the museum.

Personal care attendants (PCAs) accompanying a visitor with a disability receives free admission during their visit. See the Accessibility page of our website for full details on accommodations and discounts. Contact our Call Center at 412.237.3400 or email Accessibility@CarnegieScienceCenter.org if you have any accessibility-related questions.

Q: What time does Highmark SportsWorks® close?

A: SportsWorks closes at 5 pm. Note that some of the exhibits may have long wait times (between 60–90 minutes) and may close early due to lines reaching capacity.

Q: Where are the vending machines located?

A: Vending machines are located on the Ground and First Floors of the main building. In Highmark SportsWorks®, two vending machines are located next to the bathrooms.

Q: Where do I pay for parking?

A: Two pay stations are located across from the Ticket Counter in the Main Lobby. Parking is a flat rate of \$6, and since there is no timed exit, you can pay at any time!

Q: Can I visit the USS Requin and The Rangos Giant Cinema separately from General Admission?

A: You can reserve tickets specifically for The Rangos Giant Cinema online, at the Ticket Counter, or at The Rangos Giant Cinema concession stand.

General Admission is required to reserve a tour time for the USS Requin.

